



# St. Anne's Early Years Play Plan






Name:		DOB:		Class:	
				Key person:	
Date Play plan starts:		Class Action		Pupil Premium	
Chronological age:		SEN Support		Summer Born	
		EHCP		Child Protection Plan	
				EAL	
				Medical	
				Child Looked After	

## Assess

Areas of Learning: Highlight if causing concern

Development Level: Indicate age band the child is currently working securely within

### Prime Areas

Personal Social and Emotional Development (PSED)		Communication and Language (CLD)	
			
Self-confidence and self-awareness		Listening and Attention	
Making relationships		Understanding	
Managing feelings and behaviours		Speaking	
Physical Development (PD)		Understanding of the World (KW)	
			
Moving and Handling		People and Communities	
Health and self-care		The World	
		Technology	
Expressive Arts and Design (EAD)			
			
Exploring and using media and materials			
Being imaginative			

### Specific Areas

Literacy (LD)		Mathematics	
Reading		Numbers	
Writing		Shape, space and measures	



# St. Anne's Early Years Play Plan

	Plan	Do		Review
	SMARTER Target	Strategy / Action		Success Criteria (after 6 weeks)
1				
2				
3				
	<b>Resources</b> (including TA time and input from partner agencies)		<b>Monitoring and Recording Strategies</b> (observations, photographs, learning journal)	



# St. Anne's Early Years Play Plan

<b>Learning Environment for Intervention</b> (within / outside if the provision)	<b>Key language to be used</b>
<b>Key People and Staff Responsibilities</b>	<b>Family involvement</b> (including advice to / from family support at home / setting)
<b>Parent voice</b>	<b>Next Review Date and Venue:</b>
Signed  (Parent / Carer)	Signed  (Setting)
Copies given to Parents / Staff / SENCo / Partner Agencies	

Play Plan Evaluation Sheet			
Name:	Key Person:	W/C:	SEN Stage:
Target 1		<b>Strategies</b> Praise, rewards, encouragement	
Target 2			
Target 3			

