


# Welcome to Parent Partnership Phonics & Reading Workshop


September 2025



## Relationships and Sex Education

For RSE follow the **Journey in Love** programme to teach Relationships Sex and Health Education (RSHE) throughout the school which is rooted in Catholic Church teaching.

The curriculum... EYFS



- Nursery: Wonder at God's love
- Reception: God loves each of us in our uniqueness.

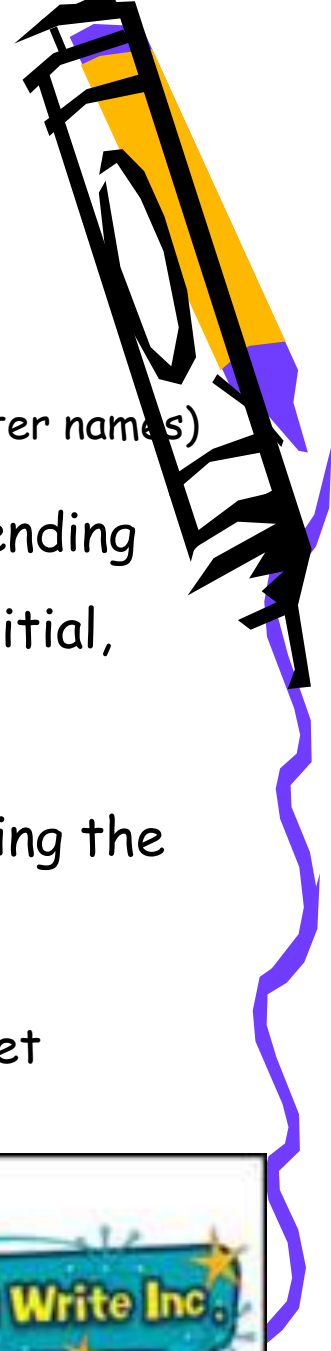



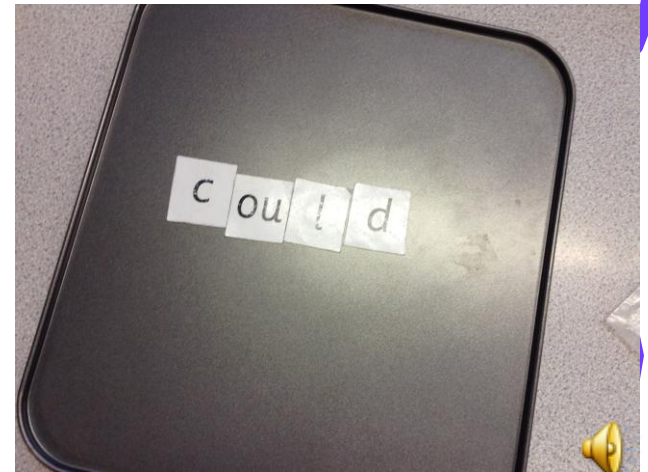



# Phonics - Read, Write, Inc.

- Listening is a key skill.
- Usually teach three new **sounds** a week.
- Focus on the sound that a letter/digraph makes (not letter names)
- Main principle is reading - by segmenting words and blending the sounds to make a word. Support children to hear initial, middle and end sounds.
- Then segmenting words orally to write simple words using the sounds we know.
- Precursive handwriting - Correct formation from the outset



- Hold a sentence/caption - to write.
- Introduces 'red' words





# Homework


Lots of **daily** rehearsal with reading/letter sounds will help your child to retain information better.

- New sounds shared **daily** on Seesaw. **Important to recap the sounds they have already covered.** Support your child when needed but encourage them to blend and listen carefully for the sounds they say to make a word, independently, as much as possible.
- Phonic games homework this term- lots of opportunities to practise blending and hearing the words that they come across. Remember to model any new words in a full sentence for your child.
- Reading books will go home from Spring term if your child is blending independently.





# Writing



Encourage your child to...

- hold a pencil correctly (tripod grasp)
- Check how your child is currently holding a pencil.

## Development of the pencil grip through the early years:



1 year to 18mths

Cylindrical Grip



2 to 3 years

Digital Grasp



3.5 to 4 years

Modified Tripod Grasp




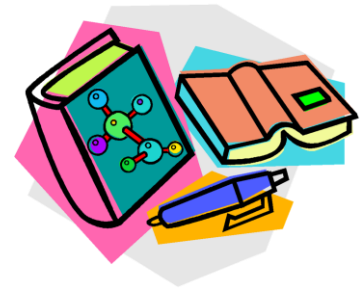
4.5 to 7 years

Tripod Grasp

# Writing

Encourage your child to...



- use the correct letter formation as taught in Read, Write Inc. (precursive i.e. start with 'whoosh!'). **Handouts provided.**



# Reading & Writing

Encourage your child to...

- remember initial capital letter for their names
- **sound out words** (segment) carefully, listen for all of the sounds. (b-r-e-d or p-r-k)
- Blend sounds together to make words e.g. c-a-t cat.










## Supporting your child at Home

- Ask your child about their day, encourage them to speak in full sentences.
- Daily Seesaw activities
- Play phonic homework games a few times throughout the week.
- Regularly recap all sounds covered.
- Sing songs and number and nurse rhymes
- Encourage your child to both read and then write their own name. What sounds do they recognize in their name?
- Practise correct letter formation.



With your support, your child will get the most out of the Reception year and help prepare them for Year 1.

Any questions?



# Resources

Hmwk games

Magnetic letters boards

Letter formation & stickers

Rainbow Write

Eye Spy Initial Sounds sheet

White board and pencils

iPad stylus & iPads

Sand trays & paint brushes

Handouts letter formation & rhymes, pre- writing

